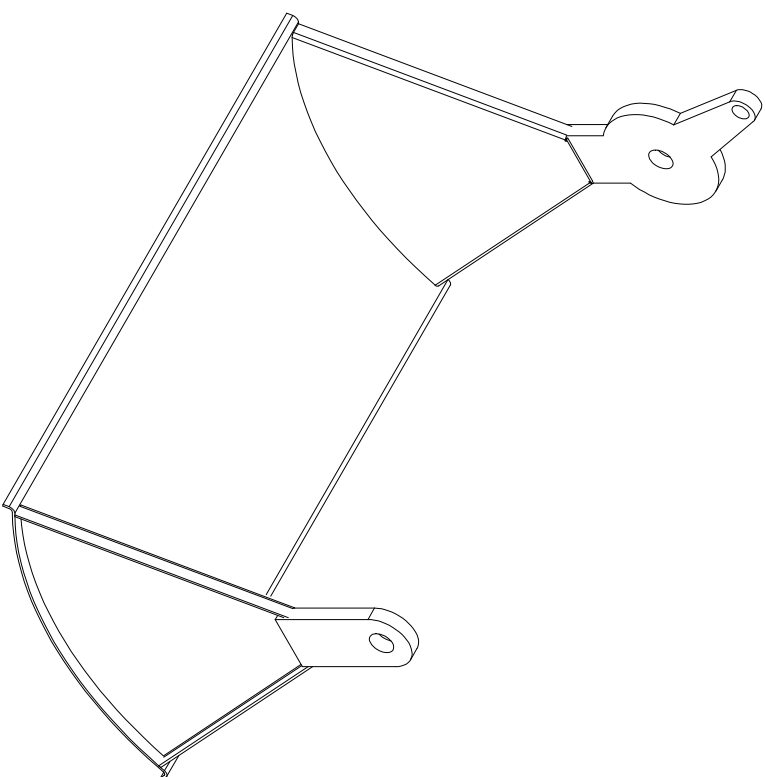
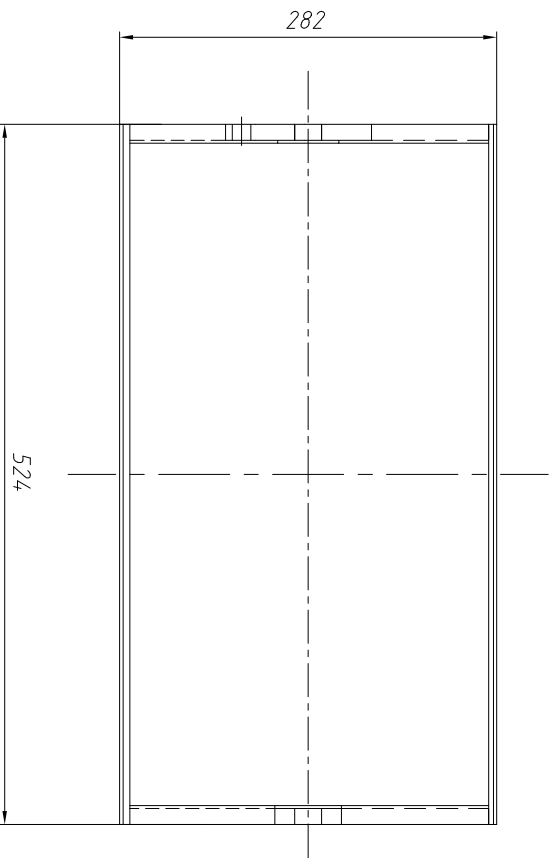



Figure 3 Expanded view



- Technical requirements
1. The unmarked welding angle is equal to the thinner plate thickness;
  2. Sarp edges are rounded off ,and chamfers nad burrs are removed;
  3. 7.Machined surface  $\sqrt{125}$ , thread  $\sqrt{32}$ ;
  4. After processing,the surface is sprayed with black epoxy resin paint.
  5. After the board surface is processed, it is then flattened.

4	GB/T 13237-2013	Base plate t2	1	Q235B	2.482.48	L=524	
	GB/T 13237-2013	Side plate t2	2	Q235B	0.681.36		
3	GB/T 13237-2013	Side plate t2	2	Q235B	0.681.36		
2	GB/T 3274-2017	Connection plate t2	1	Q235B	0.460.46		
1	GB/T 3274-2017	Connection plate t2	1	Q235B	1.011.01		
	Code	Part Name	Qty	Material	Single Weight / Total Weight		
Code Number	Weight				Remark		
No.							
Mark	Number	Modified file No.	Signature	Date	Weldment		
Designer		Standard					
Checker		Approver			Mark	Weight	Scale
Verifier		Security Classification		JB	B	5.31	1:4
Processor		View			Total No.	No.	
					MESNAC CO., LTD		
					Blind door		
					020102080000026		
					XJqhqdb.02.03.03		

MESNAC CO., LTD

Blind door

020102080000026

XJqhq02.03.03